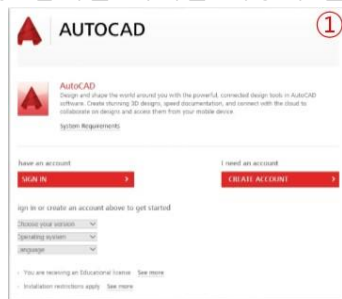


\* AutoCAD 설치 URL : <http://www.autodesk.com/education/free-software/autocad>

## \* Auto-Desk 계정가입 및 다운로드 방법

### 1. 계정가입절차

- ① 상단의 AutoCAD 설치 URL을 클릭 한 후 회원가입(Create Accounts) 클릭
- ② 국가(Country of educational Institution)와 역할(Educational role : Student) 선택
- ③ 생년월일 입력
- ④ 개인정보(이름, 이메일 주소(계정ID), 패스워드, 약관 동의 등) 입력
- ⑤ 입력한 이메일 주소로 인증메일이 전송 되었다는 메시지 확인
- ⑥ 입력한 이메일 계정의 받은 편지함에서 'VERYFY EMAIL' 을 클릭하여 계정인증완료



①

AUTOCAD

Design and shape the world around you with the powerful, connected design tools in AutoCAD software. Create stunning 3D designs, speed documentation, and connect with the cloud to collaborate on designs and share them from your mobile device.

System Requirements

Have an account? [Sign Up](#) | I need an account? [CREATE ACCOUNT](#)

Sign in or create an account above to get started

Choose your version:    
 Operating system:    
 Language:

• You are receiving an Educational license. See more.   
 Installation restrictions apply. See more.



②

AUTODESK.

Get Education Benefits

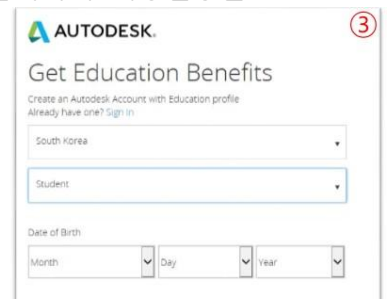
Create an Autodesk Account with Education profile

Already have one? [Sign in](#)

Country of educational institution

Educational role

[Next](#)



③

AUTODESK.

Get Education Benefits

Create an Autodesk Account with Education profile

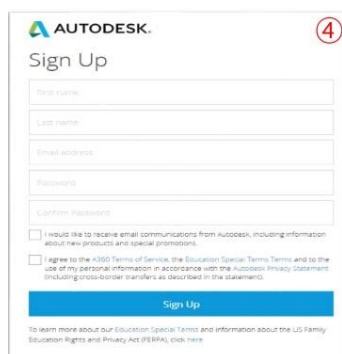
Already have one? [Sign in](#)

South Korea

Student

Date of Birth

Month  Day  Year



④

AUTODESK.

Sign Up

First name

Last name

Email address

Password

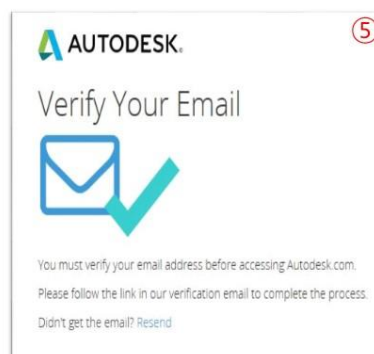
Confirm Password

☐ I request like to receive email communications from Autodesk, including information about new products and special promotions.

☐ I agree to the [Autodesk Terms of Service](#), the [Education Special Terms](#) and to the use of my personal information in accordance with the [Autodesk Privacy Statement](#) (including cross-border transfers as described in the statement).

[Sign Up](#)


To learn more about our Education Special Terms and information about the US Family Education Rights and Privacy Act (FERPA), click here.



⑤

AUTODESK.


Verify Your Email



You must verify your email address before accessing Autodesk.com.

Please follow the link in our verification email to complete the process.

Didn't get the email? [Resend](#)



⑥

AUTODESK.

Hi

Welcome to Autodesk!


Please complete your account by verifying your email address.

[VERIFY EMAIL](#)

If the link above doesn't work, you can copy and paste the following into your browser:

## 2. 다운로드절차

- ① 상단의 AUTODESK 설치 URL을 클릭 한 후 회원 로그인(Sign In) 클릭하여 로그인
- ② 필요한 AutoCAD 버전 선택(AutoCAD 2014, AutoCAD 2015, AutoCAD 2016 中 1개 선택)
- ③ 개인 PC 운영체제 선택(Windows 32-bit, Windows 64-bit, Windows 中 1개 선택)
- ④ 언어선택(한국어, 영어, 중국어, 일어 등을 포함한 14개 국가의 언어 中 1개 선택)
- ⑤ 하단의 “INSTALL NOW” 클릭하여 설치



**AutoCAD**  
Design and shape the world around you with the powerful, connected design tools in AutoCAD software. Create stunning 3D designs, speed documentation, and connect with the cloud to collaborate on designs and access them from your mobile device.

System Requirements

Welcome back, [Sign out](#) [My account](#)

AutoCAD 2016

Windows 64-bit

한국어

✓

✓

✓

Serial number:

Product key:

Files size: 4.87 GB

Authorized usage: Install on up to 2 personal devices

An email containing the license information above has been sent to you.

+ You are receiving an Educational license [See more](#)

+ Installation restrictions apply [See more](#)

INSTALL NOW

⌵